




**BUGGIES**  
UNLIMITED



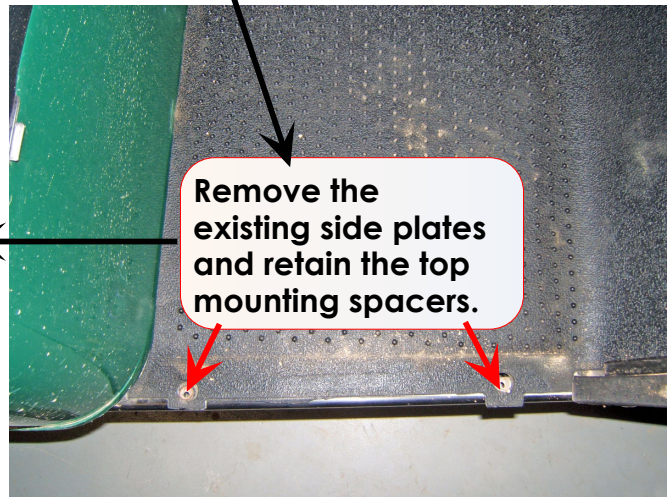
**Wear the appropriate eye protection!**

**NFB EZ2 MTL  
Gunmetal Nerf Bars**




**Gunmetal Nerf Bars**

The kit will include hardware with 6 spacers. Three for each side. The car will have 3 pre-existing holes. Insert the 3 bolts into the nerf bar holes. Place the 3 spacers on each of the bolts. Set the nerf bar in place making sure the spacers stay in place as well as the top mounting spacers.



**Remove the existing side plates and retain the top mounting spacers.**

**Note: it will work best if you leave all the mounting bolts loose until all hardware is in place and then tighten completely.**



**Side mounting spacers.**

